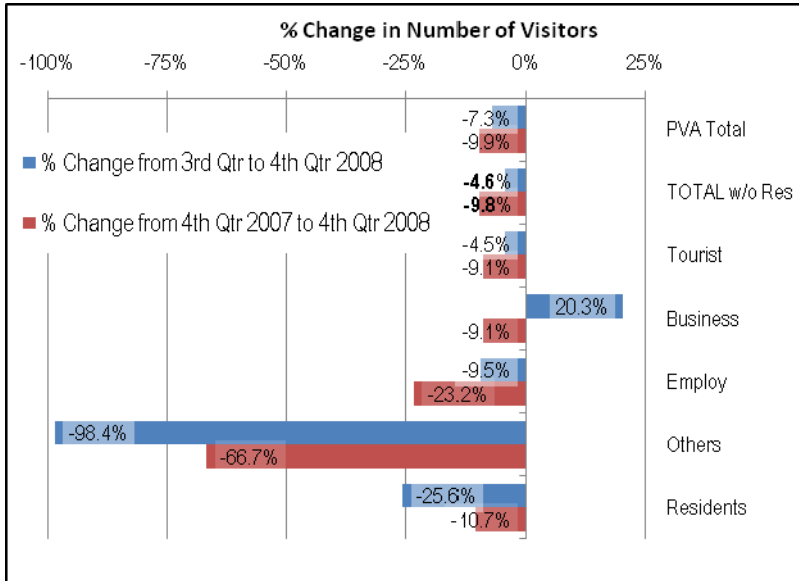


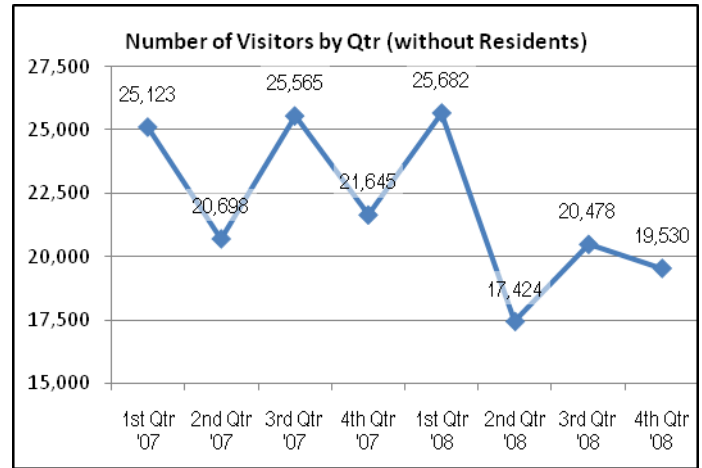
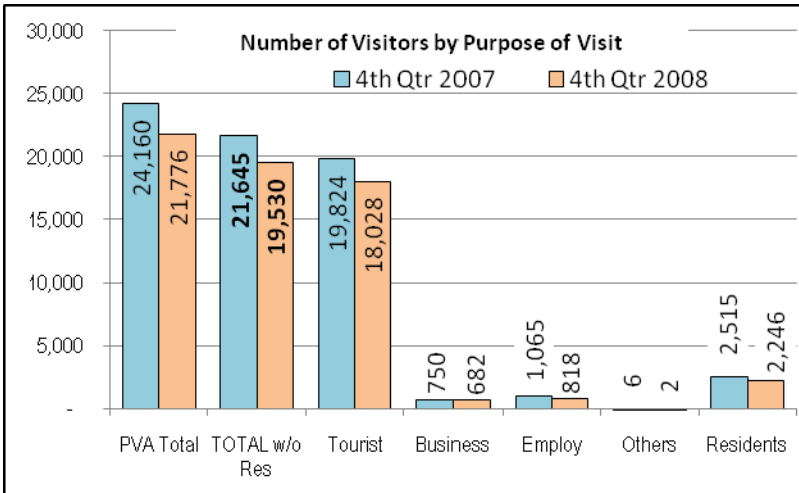


DECEMBER 2008 QUARTER RELEASE
VISITOR ARRIVALS INDICATORS



DECEMBER 2008 QTR KEY FIGURES

Purpose of Entry	4 th Qtr 2007	4 th Qtr 2008	Annual % Change
Tourist	19,824	18,028	-9.1%
Business	750	682	-9.1%
Employment	1,065	818	-23.2%
Other	6	2	-66.7%
TOTAL excluding Residents	21,645	19,530	-9.8%
Residents	2,515	2,246	-10.7%
Total including Residents	24,160	21,776	-9.9%



DECEMBER 2008 QTR KEY POINTS

Source: Palau Visitors Authority

- The total number of visitors dropped by seven percent from last quarter.
- Compared to last quarter, the number of tourist visitors dropped 4.5%, whereas Business arrivals rose 20%.
- Annual percent changes show that all categories of visitors dropped compared to the same period last year, and overall, visitor arrivals fell by 9%, including residents.
- In comparing across quarters, tourism statistics showed an encouraging rise from its all time 2nd quarter low but has once more dropped slightly over the last quarter of 2008.
- Visitors from Japan, Korea, and Taiwan once more dominated the visitors market and were the top three in terms of visitor numbers for 4th quarter 2008.